

Building A

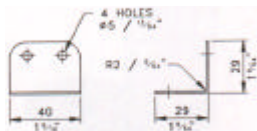


Roadcase

With Stainless Steel Fittings



B1125.S
Sharp Ra-

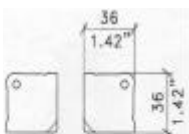


Large Wide Jointing Brace 90°
dius

Material 1.2mm Stainless Steel Weight 0.02Kg



C1180.S
Tight Radius



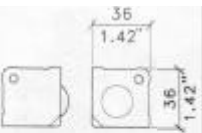
Flat Corner,

FIXING HOLES 5mm/.20" DIA

Material 1.0mm Stainless Steel Weight 0.03Kg



C1185.S
Corner, Male
Radius



**Flat Cor-
ner, Tight
Bump, Tight**

FIXING HOLES 5mm/.20" DIA

Material 1.0mm Stainless Steel Weight 0.03Kg



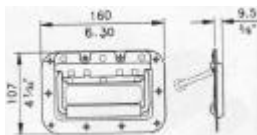
C1375.S Heavy Duty Ball Corner



Material 2.0mm Stainless Steel Weight 0.12Kg



H1051.S
12mm/ 1/2"

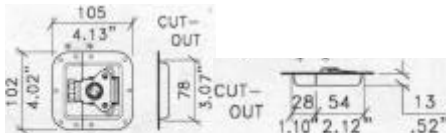


**Recessed Flip Handle with
Grip**

Material 1.2mm Stainless Steel Weight 0.37Kg



L905/915.S Small Butterfly Catch in Plain Dish

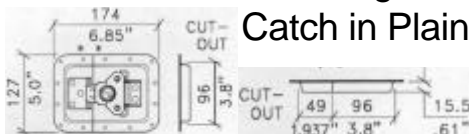


FIXING HOLES 5mm/.20" DIA

Material 1.2mm Stainless Steel Weight 0.22Kg



L925/525.S
Butterfly
Dish



**Large
Catch in Plain**

FIXING HOLES 5mm/.20" DIA

Material 1.2mm Stainless Steel Weight 0.45Kg